RABIES BULLETIN EUROPE

Volume 31 No 4 Quarter 4 2007

CONTENTS

1	Editorial	3
2	Summary of rabies cases in Europe	4
3	Miscellaneous Articles	5
3.1	Fatal case of human rabies (Duvenhage virus) from a bat in Kenya: the Netherlands, December 2007	5
3.2	Rabies surveillance in Europe, 2004-2007	7
4	Distribution of rabies in Europe	9
4.1	Country summaries of rabies cases, 4th quarter 2007	9
4.2	Country summaries of rabies cases, 2007 total	10
4.3	Rabies cases per country and administrative units, 4th quarter 2006	11
4.4	Summary of animals tested for rabies in Europe (total 2007)	17
4.5	Trend tables	18
4.5.1	Comparison of the reporting quarter (IV/2007) with the previous quarter (III/2007)	18
4.5.2	Comparison of the reporting quarter (IV/2007) with the same quarter of the previous year (IV/2006)	19
4.5.3	Comparison of the reporting year (2007) with the previous year (2006)	20
5	List of contributors	21
	Map of Oral Immunisation of Foxes (OIF) Programmes (total area covered in 2007)	
	Map of rabies cases in Europe, 4th quarter 2007	

Principal Editor: Conrad Freuling

Associated Editor: Dr. Thomas Müller

Technical Support: Anke Kliemt
Heike Kubitza

Contact: WHO Collaborating Centre for Rabies Surveillance and Research
Institute of Epidemiology, Friedrich-Loeffler-Institute
- Federal Research Institute for Animal Health -
Seestr. 55, D-16868 Wusterhausen, Germany
tel: ..49 33979 80186
fax: ..49 33979 80200
email: who-rabies@fli.bund.de

Print: Hilgenfeldt & Kontny, Gartow, Germany
www.druckerei-hk.de

ISSN 0257-8506

The Rabies Bulletin Europe is also available online: www.who-rabies-bulletin.org.

Acknowledgements

The Rabies Bulletin Europe is sponsored by the:

World Health Organization, Geneva
World Organisation for Animal Health (OIE), Paris

Gratefully acknowledged is the financial support of the WHO Collaborating Centre by the

Bundesministerium für Gesundheit und Soziale Sicherung and by the Bundesministerium für Ernährung, Landwirtschaft und Verbraucherschutz, Germany

1. Editorial

In this issue, we present the total numbers of rabies cases for this year in the European countries as well as for the last quarter of 2007. Furthermore, we present numbers of animals tested for rabies in 2007. The total number of reported rabies cases in the 4th quarter exceeded those of the previous quarter by 2391, mainly because of increasing numbers reported from Russia, Ukraine, Romania and Croatia.

As a result of continuing oral rabies vaccination (ORV) no rabies case in terrestrial animals in Germany during 2007 was reported. Interestingly, France reported a case of rabies in a cat in the 4th quarter 2007. It is anticipated to present a short article on this EBLV spill-over case in the next issue of the RBE.

Attached at the end of the issue a map showing the area covered by ORV campaigns in Europe in 2007 in included. Compared to 2006, only little changes were made. In the Kaliningrad Oblast, an exclave of Russia neighbouring Poland and Lithuania, ORV has been initiated and baits were distributed in autumn 2007 for the first time. Eventually within the next years to come fox mediated rabies will be eliminated from this area which is believed to be the area where the fox rabies epizootic had spread from across Europe.

The first miscellaneous article from Eurosurveillance covers a human rabies case in The Netherlands. The infection was transmitted by a bat during a visit in Kenya. The virus was identified as Duvenhage virus (DUVV), a lyssavirus so far only sporadically found in southern Africa. This case highlights the possibility that bat rabies may occur wherever bats exist. Therefore, adequate rabies post exposure prophylactic treatment should be considered in cases of contacts with bats. The second miscellaneous article is a short summary of the rabies surveillance data submitted to the WHO CC Wusterhausen. We would like to take this opportunity to thank those that send the data and to encourage other countries also submit rabies surveillance data.

Conrad Freuling
Thomas Müller

RABIES CASES		4th QUARTER 2007					TOTAL 2007					
Name	Code	Total	Wildlife	Domestic animals	Bats	Human	Total	Wildlife	Domestic animals	Bats	Human	Remarks
ALBANIA	ALB	0					0					
AUSTRIA	AUT	0					0					
BELARUS	BLR	240	179	61			823	603	220			
BELGIUM	BEL	0					0					rabies free
BOSNIA A HERCEGOVINA	BIH	30	27	3			62	51	11			
BULGARIA	BGR	3	1	2			40	27	13			
CROATIA	HRV	240	229	11			635	596	39			
CYPRUS	CYP	0					0					rabies free
CZECH REPUBLIC	CZH	0					0					rabies free
DENMARK	DNK	0					2			2		rabies free
ESTONIA	EST	0					4	2	2			
FINLAND	FIN	0					0					rabies free
FRANCE	FRA	3		1	2		4		1	3		rabies free
GERMANY	DEU	1			1		6			6		
GREECE	GRC	0					0					rabies free
HUNGARY	HUN	1		1			4	3	1			
ICELAND	ISL	0					0					rabies free
IRELAND	IRE	0					0					rabies free
ITALY	ITA	0					0					rabies free
LATVIA	LVA	44	39	5			203	145	58			
LITHUANIA	LTU	53	41	12			432	313	119			
LUXEMBOURG	LUX	0					0					rabies free
MACEDONIA	MKD	0					0					
MOLDOVA	MDA											no data
MONTENEGRO	MNE	6	5	1			17	14	3			
NORWAY	NOR	0					0					rabies free
POLAND	POL	22	16	6			70	52	15	3		
PORTUGAL	PRT	0					0					rabies free
ROMANIA	ROU	200	155	45			378	269	108		1	
RUSSIAN FEDERATION	RUS	1871	797	1069		5	3471	1610	1854	1	6	
SERBIA	SRB	39	36	3			160	143	17			
SLOVAK REPUBLIC	SVK	0					0					
SLOVENIA	SVN	2	2				3	3				
SPAIN	ESP	1			1		2			2		rabies free
SWEDEN	SWE	0					0					rabies free
SWITZERLAND + LIEC.	CHE	0					0					rabies free
THE NETHERLANDS	NED	1			1		7			7		rabies free
TURKEY	TUR	84	5	79			307	20	287			
UKRAINE	UKR	1461	645	816			2932	1348	1581	1	2	
UNITED KINGDOM	UNK	0					1			1		rabies free
total		4302	2177	2115	5	5	9563	5199	4329	26	9	

Wildlife: excluding bats

for amendments and additional information see table 4.2

3. Miscellaneous Articles

3.1 Fatal case of human rabies (Duvenhage virus) from a bat in Kenya: the Netherlands, December 2007

PPAM van Thiel (p.p.vanthiel@amc.uva.nl)[1], JAR van den Hoek[1,2], F Eftimov[3], R Tepaske[4], HJ Zaaijer[5], L Spanjaard[6], HEL de Boer[7], GJJ van Doornum[8], M Schutten[8], ADME Osterhaus[8], PA Kager[1]

1. Division of Infectious Diseases, Tropical Medicine and Aids, Academic Medical Center, University of Amsterdam, the Netherlands
2. Cluster of Infectious Diseases, Public Health Service, Amsterdam, the Netherlands
3. Department of Neurology, Academic Medical Center, University of Amsterdam, the Netherlands
4. Intensive Care Unit, Academic Medical Center, University of Amsterdam, the Netherlands
5. Department of Medical Microbiology, Unit Clinical Virology, Academic Medical Center, University of Amsterdam, the Netherlands
6. Department of Medical Microbiology, Unit Hospital Epidemiology, Academic Medical Center, University of Amsterdam, the Netherlands
7. Occupational Health Services, Academic Medical Center, University of Amsterdam, the Netherlands
8. Department of Virology, Erasmus Medical Center, Rotterdam, the Netherlands

This is an article from following source: Euro Surveill 2008;13(2). Available online: http://www.eurosurveillance.org/edition/v13n02/080110_01.asp

On 19 November 2007, a 34-year-old woman was admitted to the Academic Medical Center of the University of Amsterdam in the Netherlands with dysarthria, hypesthesia of both cheeks and unsteady gait, all of which started the day before. She had also experienced dizziness, nausea and general malaise since 16 November.

On 24 October, at the start of a two-week holiday trip through Kenya, a small bat had flown against her face. While she was hitting away the animal, it made two bleeding scratches on the right side of her nose. The incident took place in a camping site between Nairobi and Mombasa, at dusk, while she was brushing her teeth. The wound was washed with soap and cleaned with an alcohol solution. The warden of the campsite and medical personnel of the neighbouring health centre were not aware of the existence of rabies in bats in the area and no further action was recommended. The woman and her husband then continued the holiday trip.

Treatment

On admission, passive and active post-exposure prophylaxis (PEP) for rabies was initiated. The patient's neurological clinical picture deteriorated quickly. As rabies was very likely, on day seven of admission, the "Wisconsin rabies treatment protocol" was initiated, an experimental treatment protocol that has resulted in the survival of the only patient who recovered from rabies infection without prior vaccination [1]. As this treatment is experimental, clinical evidence is still lacking, and patients subsequently treated in a similar or modified way in Thailand [2], United States [3], and Germany [4] did not survive. The treatment was only started after consultation of the family and with their agreement. The diagnosis of infection with lyssavirus, genotype 4 - Duvenhage virus (DUVV) was confirmed in a nuchal biopsy taken on the second day of admission. This confirmation by cloning and sequencing of the PCR products was obtained three days after the treatment had begun, when the patient was still alive. Despite all efforts, the patient died on 8 December, 23 days after the onset of illness.

Preventive measures for contacts

There are no laboratory-confirmed cases documenting the transmission of rabies from rabies-infected patients to

healthcare providers or household contacts, either by direct contact or by fomites or environmental surfaces, possibly due to extensive prophylactic treatment of these contacts [5,6,7]. In the case described here, the patient had been in close contact with several family members during the first days of illness. On admission, protective measures were taken but it was regarded as prudent to advise all close family contacts (n = 11) and attending hospital employees (n = 30) to receive passive and active post-exposure prophylaxis (PEP). Five days before the onset of illness, the patient had spent a weekend with friends, with possible exposure to saliva. Chances of infection at that stage were practically nil, but for various reasons it was decided to offer this group of six people the vaccine series of five injections without HRIG (human anti-rabies immunoglobulin). Literature shows that approximately 50 contacts per case required PEP, and in one case the number exceeded 200 [8].

Conclusion

Rabies is a fatal zoonotic disease in humans, preventable if adequate measures are applied shortly after a suspected infection. The main reservoir of rabies (lyssavirus, genotype 1) are dogs and other animals belonging to the Canidae family, but all mammalian animals in endemic areas are capable of contracting and transmitting the disease [9].

The Duvenhage virus is associated with insectivorous bats and has so far been isolated from two human cases bitten by bats in South Africa (in 1970 and 2006), and two insectivorous bats in South Africa (1981) and Zimbabwe (1986) [10]. To date, no cases of rabies infection from a bat have been described in Kenya. This fatal incident shows that in a rabies endemic area PEP has to be applied in case of every, however minor, bite or scratch exposure to a mammalian animal, including bats [10].

A clinical case report and a report on the virological, immunological and histopathological results will be presented as soon as ongoing investigations are finished.

The source of this article: Euro Surveill 2008;13 (2). Available online: http://www.eurosurveillance.org/edition/v13n02/080110_01.asp

References

1. Willoughby RE Jr, Tieves KS, Hoffman GM, Ghanayem NS, Amlie-Lefond CM, Schwabe MJ, et al. Survival after treatment of rabies with induction of coma. N Engl J Med 2005 Jun 16;352(24):2508-14.
2. Hemachudha T, Sunsaneewitayakul B, Desudchit T, Suankratay C, Sittipunt C, Wacharapluesadee S, et al. Failure of therapeutic coma and ketamine for therapy of human rabies. J. Neurovirol 2006 Oct;12(5):407-9.
3. Centers for Disease Control and Prevention. Human rabies- Indiana and California, 2006. MMWR. April 20, 2007 / 56(15);361-365. Available from: http://www.cdc.gov/mmwr/preview/mmwrhtml/mm5615a1.htm; and JAMA 2007;297:2340-3. Available from: http://jama.ama-assn.org/cgi/content/full/297/21/2340
4. Schmiedel S, Panning M, Lohse A, Kreymann KG, Gerloff C, Burchard G, Drosten C. Case report on fatal human rabies infection in Hamburg, Germany, March 2007. Euro Surveill 2007;12(5):E070531,5. Available from: http://www.eurosurveillance.org/ew/2007/070531.asp#5
5. World Health Organization. WHO expert consultation on rabies. WHO Tech Rep Ser 2005; Abstract 931, pg. 88.
6. Human rabies prevention -- United States, 1999. Recommendations of the Advisory Committee on Immunization Practices (ACIP). MMWR Recomm Rep 1999;48:1. Available from: http://www.cdc.gov/MMWR/preview/mmwrhtml/00056176.htm
7. Helmick CG, Tauxe RV, Vernon AA. Is there a risk to contacts of patients with rabies? Rev Infect Dis 1987; 9:511.
8. M. Stantic-Pavlinic. Rabies treatment of healthcare staff. Swiss Med Weekly, 2002. Available from: www.smw.ch
9. Rupprecht CE, Hanlon CA, Hemachuda T. Rabies re-examined. Lancet Infect Dis 2002 ;2 :327-43.
10. Paweska JT, Blumberg LH, Liebenberg C, Hewlett RH, Grobbelaar AA, Leman PA, et al. Fatal Human Infection with Rabies-related Duvenhage Virus, South Africa. Emerg Inf Dis 2006 Dec;12(12):1965-7. Available from: http://www.cdc.gov/ncidod/eid/vol12no12/06-0764.htm

3.2 Rabies surveillance in Europe, 2004-2007

C. Freuling, T. Selhorst, A. Kliemt, T. Müller

WHO Collaborating Centre for Rabies Surveillance and Research
OIE Reference Laboratory for Rabies
Institute for Epidemiology, Friedrich-Loeffler-Institute - Federal Research Institute for Animal Health
Seestrasse 55, D-16868 Wusterhausen

European countries have been asked to submit data on rabies surveillance since 2003. Of 40 countries reporting rabies cases to the WHO Collaborating Centre for Rabies Surveillance and Research, 65% (N=26) have submitted rabies surveillance data regularly at the end of the year. Some countries attached their surveillance data quarterly to the rabies cases reported. We would like to thank for this effort. Unfortunately, some countries with endemic rabies, i.e. Russia, Belarus and Romania have not submitted surveillance data yet. Rabies surveillance in European countries is mainly influenced by the status of a country, e.g. rabies endemic or rabies free and whether oral rabies vaccination (ORV) programmes are implemented. In countries considered rabies endemic and not having implemented ORV yet surveillance ranged from 59 (BIH) to 32,049 (UKR) from 2004 until 2007. Of those 13 countries that did not send data on tested animals, 9 have the status "rabies free" (free from terrestrial rabies). However, it is not clear whether just data were not provided or if an effective surveillance system is not in place. Especially in rabies free countries bordering rabies endemic areas, the absence of surveillance data makes its status questionable. Other rabies free countries, viz. FRA, BEL, LUX, ITA, CHE, DNK and the UK report variable numbers of animals tested ranging from 26 (DNK) to 13,616 (ITA) during the past 4 years.
According to WHO guidelines [1], to provide and maintain the status rabies free a minimum number of samples from suspect cases belonging to the major susceptible domestic and wild animal species present in the country should be tested. Suspect cases may need be defined, e.g. as individuals of susceptible species showing encephalitis-like symptoms or dying of an unknown cause. While for dogs and cats, a sample size of 0.01% and 0.02% of the estimated population is recommended, national public health and veterinary authorities should define the appropriate sample size for the number of wildlife animals to be tested to maintain the status "rabies free" (free from terrestrial rabies).

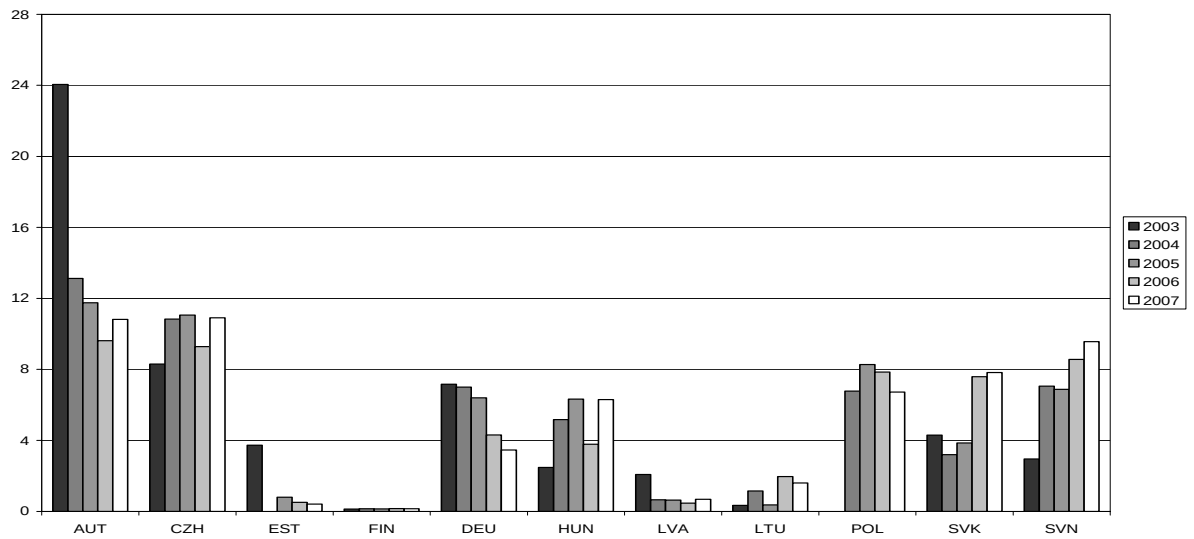

Fig. 1: Number of wildlife animals tested per 100km² in countries with ORV programmes (figures do not refer to the vaccination areas but to the entire size of the country).

In general, the highest numbers of wildlife animals tested per 100 km² during 2004-2007 were reported from those EU member states that have currently implemented ORV programmes. As seen in Figure 1, the majority of those countries fulfil the recommendations of WHO for the monitoring of the efficacy of vaccination campaigns and test a minimum of 4 target animals per 100 km² annually. However, in some countries the proportion of vaccinated areas to the entire area of the countries is not reflected. For instance, FIN, AUT and CZH only maintain a *cordon sanitaire* along the border to neighbouring countries not considered free from terrestrial rabies, whereas in the Baltic countries, POL, HUN, SVK and SVN the entire country is vaccinated (see Map of OIF in Europe 2007, this issue). A dynamic adaptation can be seen for instance in DEU, where the number of tested animals decreases proportionally to the size of the vaccination area (Fig. 1). Data on bats tested for rabies were submitted from 20 countries. According to the submitted data, of 6,361 bats examined 0.02% (N=141) tested rabies positive during 2004 - 2007. However, no information is yet available on the species involved. Interestingly, 5 countries (UK, FRA, NED, POL, DEU) account for 91% of all bats tested (Fig. 2). Sixty three percent (N=4,033) of the bats were exclusively tested in the UK during the reporting period with only sporadic cases of EBLV-2 found in Daubenton's bats (*Myotis daubentonii*), which might have resulted in the very low prevalence of bat rabies obtained. Bat rabies surveillance should be based on guidelines provided by the EU Med-Vet-Net Workpackage 5 (RBE, 4/29, 2005) adopted by the EUROBATS agreement.

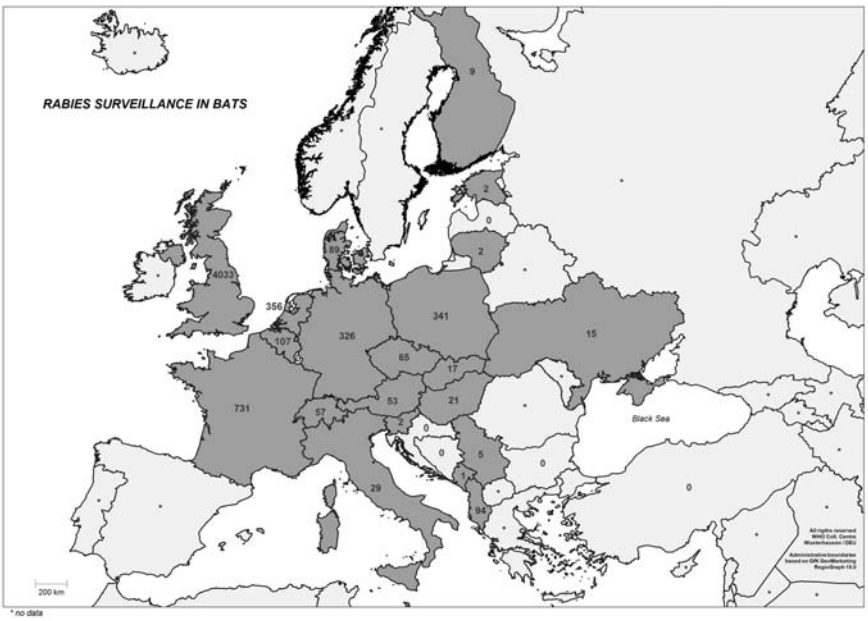

Fig. 2 Reported number of bats tested for rabies 2004-2007 (* no data)

In general, the availability of rabies surveillance data greatly improves the assessment of the rabies situation in the respective countries and promotes transparency in disease reporting. Therefore, we would like to encourage continuous reporting of such data to the Rabies Bulletin. If the surveillance data is provided quarterly in a same way as for the rabies data, similar maps and figures could be accessed via the online database. As this would mean additional work and expense the RBE intends to provide online submission of data in the near future.

References:

1 WHO Expert Consultation on Rabies, 1st report (2004, WHO technical report series; 931, Geneva, Switzerland)

2 EUROBATS agreement (Resolution 5.2, Bats and Rabies in Europe).

4 DISTRIBUTION OF RABIES IN EUROPE

4.1 Country summaries of rabies cases, 4th quarter 2007 — 01.10.07-31.12.07

Country			Domestic animals									Wildlife																	
Name	Code		dog	cat	cattle	equine	goat sheep	pig	stray dog	other	subtotal	fox	racoon dog	racoon	wolf	badger	marten	other mustelides	other carnivores	wild boar	roe deer	red deer	fallow deer	other	subtotal	bat	Human cases	total
Albania	ALB	*									0														0			0
Austria	AUT	*									0														0			0
Belarus	BLR		10	21	28	2					61	154	17		1									7	179			240
Belgium	BEL	*									0														0			0
Bosnia - Hercegovina	BIH		2		1						3	24			2		1								27			30
Bulgaria	BGR		2								2	1													1			3
Croatia	HRV		6	1	2	1	1				11	229													229			240
Cyprus	CYP	*									0														0			0
Czech Republic	CZH	*									0														0			0
Denmark	DNK	*									0														0			0
Estonia	EST	*									0														0			0
Finland	FIN	*									0														0			0
France	FRA	***		1							1														0	2		3
Germany	DEU										0														0	1		1
Greece	GRC	*									0														0			0
Hungary	HUN			1							1														0			1
Iceland	ISL	*									0														0			0
Ireland	IRE	*									0														0			0
Italy	ITA	*									0														0			0
Latvia	LVA		2	1	2						5	23	14				1	1							39			44
Lithuania	LTU		3	5	4						12	15	21				3	2							41			53
Luxembourg	LUX	*									0														0			0
Macedonia	MKD	*									0														0			0
Malta	MLT	*									0														0			0
Moldova	MDA	**									0														0			0
Montenegro	MNE				1						1	3			2										5			6
Norway	NOR	*									0														0			0
Poland	POL			3	3						6	11	3			1		1							16			22
Portugal	PRT	*									0														0			0
Romania	ROU		12	11	10	6	2	4			45	152						1	2						155			200
Russian Federation	RUS		250	307	450	4	31	12	15		1069	706	62		8		6	6		1		1		7	797		5	1871
Serbia	SRB		1	2							3	36													36			39
Slovak Republic	SVK	*									0														0			0
Slovenia	SVN										0	2													2			2
Spain	ESP										0														0	1		1
Sweden	SWE	*									0														0			0
Switzerland + Lichtenstein	CHE	*									0														0			0
The Netherlands	NED										0														0	1		1
Turkey	TUR		40	4	32		3				79	5													5			84
Ukraine	UKR		214	342	219	7	31	1	2		816	572	19	19	12	2	19							2	645			1461
United Kingdom	UNK	*									0														0			0
TOTAL			542	699	752	20	68	17	17	0	2115	1933	136	19	25	3	30	11	2	1	0	1	0	16	2177	5	5	4302
PER CENT			12,6%	16,2%	17,5%	0,5%	1,6%	0,4%	0,4%	0,0%	49,2%	44,9%	3,2%	0,4%	0,6%	0,1%	0,7%	0,3%	0,0%	0,0%	0,0%	0,0%	0,0%	0,4%	50,6%	0,1%	0,1%	100%

* NO CASES ** NO DATA ***EBLV-1 spill-over case

4 DISTRIBUTION OF RABIES IN EUROPE

4.2 Country summaries of rabies cases, 2007 total

01.01.07-31.12.07

Country			Domestic animals									Wildlife																	
Name	Code		dog	cat	cattle	equine	goat sheep	pig	stray dog	other	subtotal	fox	racoon dog	racoon	wolf	badger	marten	other mustelides	other carnivores	wild boar	roe deer	red deer	fallow deer	other	subtotal	bat	Human cases	total
Albania	ALB	*									0														0			0
Austria	AUT	*									0														0			0
Belarus	BLR		61	79	70	9				1	220	518	50		6			5						24	603			823
Belgium	BEL	*									0														0			0
Bosnia - Hercegovina	BIH		4		5	1	1				11	47			3		1								51			62
Bulgaria	BGR		7	6							13	24												3	27			40
Croatia	HRV		15	12	7	2	3				39	589			1	2		2			2				596			635
Cyprus	CYP	*									0														0			0
Czech Republic	CZH	*									0														0			0
Denmark	DNK										0														0	2		2
Estonia	EST				2						2		1			1									2			4
Finland	FIN	*									0														0			0
France	FRA	***		1							1														0	3		4
Germany	DEU										0														0	6		6
Greece	GRC	*									0														0			0
Hungary	HUN			1							1	3													3			4
Iceland	ISL	*									0														0			0
Ireland	IRE	*									0														0			0
Italy	ITA	*									0														0			0
Latvia	LVA		26	27	5						58	95	33			3	4	9			1				145			203
Lithuania	LTU		34	43	36	5	1				119	142	122			2	25	14			5			3	313			432
Luxembourg	LUX	*									0														0			0
Macedonia	MKD	*									0														0			0
Malta	MLT	*									0														0			0
Moldova	MDA	**									0														0			0
Montenegro	MNE				3						3	12			2										14			17
Norway	NOR	*									0														0			0
Poland	POL		2	6	6				1		15	42	7			1	1	1							52	3		70
Portugal	PRT	*									0														0			0
Romania	ROU		40	24	25	9	4	5		1	108	259			2	1	2	2	2	1					269		1	378
Russian Federation	RUS		539	517	692	7	58	16	25		1854	1431	119		16	3	13	8	3	1	2	1		13	1610	1	6	3471
Serbia	SRB		6	10	1						17	141					1	1							143			160
Slovak Republic	SVK	*									0														0			0
Slovenia	SVN										0	3													3			3
Spain	ESP										0														0	2		2
Sweden	SWE	*									0														0			0
Switzerland + Lichtenstein	CHE	*									0														0			0
The Netherlands	NED										0														0	7		7
Turkey	TUR		165	16	79	4	23				287	16			2	1							1		20			307
Ukraine	UKR		495	669	357	10	39	3	7	1	1581	1193	32	34	26	10	36		1		1			15	1348	1	2	2932
United Kingdom	UNK										0														0	1		1
TOTAL			1394	1411	1288	47	129	24	33	3	4329	4515	364	34	58	24	83	42	6	2	11	1	1	58	5199	26	9	9563
PER CENT			14,6%	14,8%	13,5%	0,5%	1,3%	0,3%	0,3%	0,0%	45,3%	47,2%	3,8%	0,4%	0,6%	0,3%	0,9%	0,4%	0,1%	0,0%	0,1%	0,0%	0,0%	0,6%	54,4%	0,3%	0,1%	100%

* NO CASES ** NO DATA ***EBLV-1 spill-over case

4.3 Rabies cases per country and administrative units, 4th quarter 2007 01.10.07-31.12.07

Location	Domestic animals									Wildlife														bat	Human cases	total
	dog	cat	cattle	equine	goat sheep	pig	stray dog	other	subtotal	fox	racoon dog	racoon	wolf	badger	marten	other mustelides	other carnivores	wild boar	roe deer	red deer	fallow deer	other	subtotal			
BELARUS																										
Brest	2	3	2						7	15	3											1	19			26
Gomel	5	4	9	1					19	37			1									1	39			58
Grodno	2	10	4						16	23	4											1	28			44
Minsk		2	3	1					6	17	2											1	20			26
Mogelev	1	1	4						6	40	1											2	43			49
Vitebsk		1	6						7	22	7											1	30			37
TOTAL	10	21	28	2	0	0	0	0	61	154	17	0	1	0	0	0	0	0	0	0	0	7	179	0	0	240
PER CENT	4,2%	8,8%	11,7%	0,8%	0,0%	0,0%	0,0%	0,0%	25,4%	64,2%	7,1%	0,0%	0,4%	0,0%	0,0%	0,0%	0,0%	0,0%	0,0%	0,0%	0,0%	2,9%	74,6%	0,0%	0,0%	100%
BOSNIA - HERCEGOVINA																										
Banja Luka			1						1	17			2										19			20
Tuzlanski	2								2	7					1								8			10
TOTAL	2	0	1	0	0	0	0	0	3	24	0	0	2	0	1	0	0	0	0	0	0	0	27	0	0	30
PER CENT	6,7%	0,0%	3,3%	0,0%	0,0%	0,0%	0,0%	0,0%	10,0%	80,0%	0,0%	0,0%	6,7%	0,0%	3,3%	0,0%	0,0%	0,0%	0,0%	0,0%	0,0%	0,0%	90,0%	0,0%	0,0%	100%
BULGARIA																										
Razgrad	1								1														0			1
Silistra	1								1														0			1
Vratsa									0	1													1			1
TOTAL	2	0	0	0	0	0	0	0	2	1	0	0	0	0	0	0	0	0	0	0	0	0	1	0	0	3
PER CENT	66,7%	0,0%	0,0%	0,0%	0,0%	0,0%	0,0%	0,0%	66,7%	33,3%	0,0%	0,0%	0,0%	0,0%	0,0%	0,0%	0,0%	0,0%	0,0%	0,0%	0,0%	0,0%	33,3%	0,0%	0,0%	100%
CROATIA																										
Bjelovarsko - Bilogorska	1		1	1	1				4	11													11			15
Brodsko - Posavska	1								1	5													5			6
Karlovacka									0	28													28			28
Koprivnisko - Krizevaska									0	2													2			2
Krapinsko - Zagorska									0	41													41			41
Licko - Senjska			1						1	4													4			5
Osjesko - Baranjska		1							1	13													13			14
Pozesko - Slovanska									0	5													5			5
Primorsko - Goranska	1								1	10													10			11
Sisacko - Moslovacka	2								2	18													18			20
Splitsko - Dalmatinska									0	7													7			7
Varazdinska									0	4													4			4
Viroticko - Podravska	1								1	8													8			9
Vukovarsko - Srijemska									0	3													3			3
Zagreb									0	7													7			7
Zagrebacka									0	63													63			63
TOTAL	6	1	2	1	1	0	0	0	11	229	0	0	0	0	0	0	0	0	0	0	0	0	229	0	0	240
PER CENT	2,5%	0,4%	0,8%	0,4%	0,4%	0,0%	0,0%	0,0%	4,6%	95,4%	0,0%	0,0%	0,0%	0,0%	0,0%	0,0%	0,0%	0,0%	0,0%	0,0%	0,0%	0,0%	95,4%	0,0%	0,0%	100%

4.3 Rabies cases per country and administrative units, 4th quarter 2007 01.10.07-31.12.07

Location	Domestic animals									Wildlife																	
	dog	cat	cattle	equine	goat sheep	pig	stray dog	other	subtotal	fox	racoon dog	racoon	wolf	badger	marten	other mustelides	other carnivores	wild boar	roe deer	red deer	fallow deer	other	subtotal	bat	Human cases	total
FRANCE																											
Centre									0														0	2		2
Pays de la Loire *		1							1														0			1
TOTAL	0	1	0	0	0	0	0	0	1	0	0	0	0	0	0	0	0	0	0	0	0	0	0	2	0	3
PER CENT	0,0%	33,3%	0,0%	0,0%	0,0%	0,0%	0,0%	0,0%	33,3%	0,0%	0,0%	0,0%	0,0%	0,0%	0,0%	0,0%	0,0%	0,0%	0,0%	0,0%	0,0%	0,0%	0,0%	66,7%	0,0%	100%
LATVIA																											
Aizkraukles r.									0	1	3												4			4
Aluksnes r.									0							1							1			1
Balvu r.									0		1												1			1
Bauskas r.									0		1												1			1
Cesu r.									0	1													1			1
Daugavpils r.									0	2	2												4			4
Dobeles r.									0	1													1			1
Jekabpils r.									0	1	2												3			3
Kraslava r.	1		1						2	2	1												3			5
Kuldigas r.		1							1	2													2			3
Ludzas r.									0	3	1												4			4
Madonas r.									0		1												1			1
Ogres r.									0	1	1												2			2
Preiiu r.			1						1	3					1								4			5
Rezeknes r.	1								1	2													2			3
Talsu r.									0	2	1												3			3
Ventpils r.									0	2													2			2
TOTAL	2	1	2	0	0	0	0	0	5	23	14	0	0	0	1	1	0	0	0	0	0	0	39	0	0	44
PER CENT	4,5%	2,3%	4,5%	0,0%	0,0%	0,0%	0,0%	0,0%	11,4%	52,3%	31,8%	0,0%	0,0%	0,0%	2,3%	2,3%	0,0%	0,0%	0,0%	0,0%	0,0%	0,0%	88,6%	0,0%	0,0%	100%
SERBIA																											
Central Serbia		1							1	32													32			33
Vojvodina	1	1							2	4													4			6
TOTAL	1	2	0	0	0	0	0	0	3	36	0	0	0	0	0	0	0	0	0	0	0	0	36	0	0	39
PER CENT	2,6%	5,1%	0,0%	0,0%	0,0%	0,0%	0,0%	0,0%	7,7%	92,3%	0,0%	0,0%	0,0%	0,0%	0,0%	0,0%	0,0%	0,0%	0,0%	0,0%	0,0%	0,0%	92,3%	0,0%	0,0%	100%
MONTENEGRO																											
Montenegro			1						1	3			2										5			6
TOTAL	0	0	1	0	0	0	0	0	1	3	0	0	2	0	0	0	0	0	0	0	0	0	5	0	0	6
PER CENT	0,0%	0,0%	16,7%	0,0%	0,0%	0,0%	0,0%	0,0%	16,7%	50,0%	0,0%	0,0%	33,3%	0,0%	0,0%	0,0%	0,0%	0,0%	0,0%	0,0%	0,0%	0,0%	83,3%	0,0%	0,0%	100%
SLOVENIA																											
Dolenjska									0	1													1			1
Savinjska									0	1													1			1
TOTAL	0	0	0	0	0	0	0	0	0	2	0	0	0	0	0	0	0	0	0	0	0	0	2	0	0	2
PER CENT	0,0%	0,0%	0,0%	0,0%	0,0%	0,0%	0,0%	0,0%	0,0%	100,0%	0,0%	0,0%	0,0%	0,0%	0,0%	0,0%	0,0%	0,0%	0,0%	0,0%	0,0%	0,0%	100,0%	0,0%	0,0%	100%

*EBLV-1 spill-over case

4.3 Rabies cases per country and administrative units, 4th quarter 2007 01.10.07-31.12.07

Location	Domestic animals									Wildlife														bat	Human cases	total
	dog	cat	cattle	equine	goat sheep	pig	stray dog	other	subtotal	fox	racoon dog	racoon	wolf	badger	marten	other mustelides	other carnivores	wild boar	roe deer	red deer	fallow deer	other	subtotal			
LITHUANIA																										
Alytaus									0	4	2					1							7			7
Kauno	1	1							2	3	9				1	1							14			16
Klaipedos									0	1													1			1
Marijampoles		2							2	1	1												2			4
Panevezio		1	1						2	2	1				1								4			6
Siauliu									0	2													2			2
Taurages	1		1						2		3												3			5
Telsiu	1	1							2	1	4				1								6			8
Utenos			1						1		1												1			2
Vilniaus			1						1	1													1			2
TOTAL	3	5	4	0	0	0	0	0	12	15	21	0	0	0	3	2	0	0	0	0	0	0	41	0	0	53
PER CENT	5,7%	9,4%	7,5%	0,0%	0,0%	0,0%	0,0%	0,0%	22,6%	28,3%	39,6%	0,0%	0,0%	0,0%	5,7%	3,8%	0,0%	0,0%	0,0%	0,0%	0,0%	0,0%	77,4%	0,0%	0,0%	100%
UKRAINE																										
Bolynskaja o.		1							1	9													9			10
Cherkasskaja o.	3	10	5	1					19	4	1												5			24
Chernigovskaja o.	17	26	6	3	2				54	39		13	1		5								58			112
Chernovitskaja o.	2	1	2		1				6	4													4			10
Dnepropetrovskaja o.	5	15	12		1				33	23	11				1								35			68
Donetskskaja o.	40	29	26		2				97	81	1												82			179
Ivano-Frankovskaja o.									0	2													2			2
Khar'kovskaja o.	10	39	16		2				67	38	3												41			108
Khersonskaja o.	5	23	8	1	2				39	34		3	2		2								41			80
Khmel'nitskaja o.	9	15	15						39	34					2							1	37			76
Kirovogradskaja o.	5	5	1						11	5					1								6			17
Kiyevskaja o.	3	3							6	14													14			20
Luganskaja o.	22	23	22	1	1				69	58					1								59			128
L'vovskaja o.	1								1	5													5			6
Nikolayevskaja o.	1	6	1	1					9	7					2								9			18
Odesskaja o.	2	6	2						10	9	1												10			20
Poltavskaja o.	19	42	31		8	1	2		103	33	2				1								36			139
Rovenskaja o.		3							3	6												1	7			10
Sumskaya o.	16	50	17		2				85	44		1		2	2								49			134
Ternopol'skaja o.	6	4	2		1				13	27					1								28			41
Vinnitskaja o.	3	9	5						17	29					1								30			47
Zakarpatskaja o.	2								2	4			2										6			8
Zaporozhskaja o.	32	27	47		9				115	34		1	7										42			157
Zhitomirskaja o.	11	5	1						17	29		1											30			47
TOTAL	214	342	219	7	31	1	2	0	816	572	19	19	12	2	19	0	0	0	0	0	0	2	645	0	0	1461
PER CENT	14,6%	23,4%	15,0%	0,5%	2,1%	0,1%	0,1%	0,0%	55,9%	39,2%	1,3%	1,3%	0,8%	0,1%	1,3%	0,0%	0,0%	0,0%	0,0%	0,0%	0,0%	0,1%	44,1%	0,0%	0,0%	100%

4.3 Rabies cases per country and administrative units, 4th quarter 2007 01.10.07-31.12.07

Location	Domestic animals									Wildlife														bat	Human cases	total
	dog	cat	cattle	equine	goat sheep	pig	stray dog	other	subtotal	fox	racoon dog	racoon	wolf	badger	marten	other mustelides	other carnivores	wild boar	roe deer	red deer	fallow deer	other	subtotal			
ROMANIA																										
Alba		1			1				2	4													4			6
Arad		2							2	1													1			3
Arges									0	5													5			5
Bacau	1		1						2	2													2			4
Bistrita-Nasaud	1								1	12													12			13
Braila	3	2	1						6	1													1			7
Buzau	2	2		3					7	6							1						7			14
Calarasi		1				2			3	5							1						6			9
Cluj									0	5													5			5
Constanta									0	8													8			8
Covasna			1						1	5													5			6
Dambovita									0	3													3			3
Dolj			1						1	2													2			3
Galati									0	4													4			4
Giurgiu						1			1	3						1							4			5
Gorj			1	1		1			3	7													7			10
Harghita									0	5													5			5
Iasi			1						1	2													2			3
Mures	3		1	1					5	21													21			26
Neamt									0	4													4			4
Olt			1						1	1													1			2
Prahova									0	2													2			2
Salaj	1								1	7													7			8
Satu Mare									0	5													5			5
Sibiu	1								1	5													5			6
Suceava									0	8													8			8
Teleorman			1	1					2	2													2			4
Tulcea		1							1	4													4			5
Valcea		1			1				2	1													1			3
Vrancea		1	1						2	12													12			14
TOTAL	12	11	10	6	2	4	0	0	45	152	0	0	0	0	0	1	2	0	0	0	0	0	155	0	0	200
PER CENT	6,0%	5,5%	5,0%	3,0%	1,0%	2,0%	0,0%	0,0%	22,5%	76,0%	0,0%	0,0%	0,0%	0,0%	0,0%	0,5%	1,0%	0,0%	0,0%	0,0%	0,0%	0,0%	77,5%	0,0%	0,0%	100%
SPAIN																										
Granada									0														0	1		1
TOTAL	0	0	0	0	0	0	0	0	0	0	0	0	0	0	0	0	0	0	0	0	0	0	0	1	0	1
PER CENT	0,0%	0,0%	0,0%	0,0%	0,0%	0,0%	0,0%	0,0%	0,0%	0,0%	0,0%	0,0%	0,0%	0,0%	0,0%	0,0%	0,0%	0,0%	0,0%	0,0%	0,0%	0,0%	0,0%	100,0%	0,0%	100%
HUNGARY																										
Baranya		1							1														0			1
TOTAL	0	1	0	0	0	0	0	0	1	0	0	0	0	0	0	0	0	0	0	0	0	0	0	0	0	1
PER CENT	0,0%	100,0%	0,0%	0,0%	0,0%	0,0%	0,0%	0,0%	100,0%	0,0%	0,0%	0,0%	0,0%	0,0%	0,0%	0,0%	0,0%	0,0%	0,0%	0,0%	0,0%	0,0%	0,0%	0,0%	0,0%	100%

4.3 Rabies cases per country and administrative units, 4th quarter 2007 01.10.07-31.12.07

Location	Domestic animals									Wildlife														bat	Human cases	total
	dog	cat	cattle	equine	goat sheep	pig	stray dog	other	subtotal	fox	racoon dog	racoon	wolf	badger	marten	other mustelides	other carnivores	wild boar	roe deer	red deer	fallow deer	other	subtotal			
RUSSIAN FEDERATION																										
Adygeja resp.		1	1						2	2													2			4
Astrahanskja obl.	2	6	9						17	1	1												2			19
Belgorodskja obl.	38	43	46		6	1			134	51													51			185
Brjanskaja obl.		1	4						5	4	3												7			12
Cecenskaja resp.			1						1														0		1	2
Cuvasskaja resp.			1			4			5	8													8			13
Dagestan resp.			2						2														0			2
Ivanovskaja obl.									0	2													2			2
Jaroslavskaja obl.	1								1	4	6		1										11			12
Kabardino-Balkanskaja resp.	3	1							4														0			4
Kaliningradskaja obl.									0	5													5			5
Kalmykija resp.	1	3	2						6														0			6
Kaluzskaja obl.	1	1							2	5	2									1			8			10
Karacaevo-Cerkesskaja resp.	1	1							2														0			2
Kostromskaja obl.	1								1														0			1
Krasnodarskij kr.	5	2	2				1		10	8													8			18
Kurskaja obl.	13	36	39		4		4		96	70	1				2	2						3	78		1	175
Lipeckaja obl.	19	21	77		7		1		125	84					2	1							87			212
Mordovija resp.					1				1	2													2			3
Moskovskaja obl.	7								7	13	8					1							22			29
Moskva g.		1							1														0			1
Nizegorodskaja obl.		1	1						2	9													9			11
Novgorodskaja obl.									0	1	3												4			4
Orlovskaja obl.	21	37	69	3	4	1			135	58					1								59			194
Penzenskaja obl.	12	16	25		1				54	59													59			113
Pskovskaja obl.	1								1	1	1												2			3
Rjazanskaja obl.	7	3	11		1				22	21													21			43
Rostovskaja obl.	13	13	27						53	26	2		2									1	31			84
Saratovskaja obl.	18	17	24	1	2	1	6		69	63					1	1						2	67		1	137
Severnaja Osetija-Alanija resp.	2		4						6														0			6
Smolenskaja obl.		1							1	17	4					1							22			23
Stavropol'skij kr.	20	19	15			1	3		58	24			2										26			84
Tambovskaja obl.	5	3	11			1			20	52													52			72
Tul'skaja obl.	10	16	6			1			33	16													16			49
Tverskaja obl.	5	2							7	10	23											1	34			41
Ul'janovskaja obl.	1	3							4	1													1			5
Vladimirskja obl.		2							2	1	1							1					3			5
Volgogradskaja obl.	23	20	43		1	1			88	40	4		2										46			134
Voronezskaja obl.	20	37	30		4	1			92	48	3		1										52		2	146
TOTAL	250	307	450	4	31	12	15	0	1069	706	62	0	8	0	6	6	0	1	0	1	0	7	797	0	5	1871
PER CENT	13,4%	16,4%	24,1%	0,2%	1,7%	0,6%	0,8%	0,0%	57,1%	37,7%	3,3%	0,0%	0,4%	0,0%	0,3%	0,3%	0,0%	0,1%	0,0%	0,1%	0,0%	0,4%	42,6%	0,0%	0,3%	100%

4.3 Rabies cases per country and administrative units, 4th quarter 2007 01.10.07-31.12.07

Location	Domestic animals									Wildlife																	
	dog	cat	cattle	equine	goat sheep	pig	stray dog	other	subtotal	fox	racoon dog	racoon	wolf	badger	marten	other mustelides	other carnivores	wild boar	roe deer	red deer	fallow deer	other	subtotal	bat	Human cases	total
TURKEY																											
Adana	8								8														0			8
Adiyaman			2						2														0			2
Artvin			10						10														0			10
Aydin	2		5		1				8	2													2			10
Balikesir	3				2				5														0			5
Bayburt			1						1														0			1
Bitlis	1								1														0			1
Denizli	2		3						5	1													1			6
Diyarbakir	1								1														0			1
Erzurum	7	1	2						10														0			10
Gaziantep	2	1							3														0			3
Hatay	2								2														0			2
Istanbul	1	1	1						3														0			3
Izmir	1	1							2	2													2			4
Malatya	1								1														0			1
Manisa	1								1														0			1
Mardin	1		1						2														0			2
Mugla	1		1						2														0			2
Nigde	1								1														0			1
Tunceli	1								1														0			1
Usak			5						5														0			5
Zonguldak	4		1						5														0			5
TOTAL	40	4	32	0	3	0	0	0	79	5	0	0	0	0	0	0	0	0	0	0	0	0	5	0	0	84
PER CENT	47,6%	4,8%	38,1%	0,0%	3,6%	0,0%	0,0%	0,0%	94,0%	6,0%	0,0%	0,0%	0,0%	0,0%	0,0%	0,0%	0,0%	0,0%	0,0%	0,0%	0,0%	0,0%	6,0%	0,0%	0,0%	100%
THE NETHERLANDS																											
Groningen									0														0	1		1
TOTAL	0	0	0	0	0	0	0	0	0	0	0	0	0	0	0	0	0	0	0	0	0	0	0	1	0	1
PER CENT	0,0%	0,0%	0,0%	0,0%	0,0%	0,0%	0,0%	0,0%	0,0%	0,0%	0,0%	0,0%	0,0%	0,0%	0,0%	0,0%	0,0%	0,0%	0,0%	0,0%	0,0%	0,0%	0,0%	100,0%	0,0%	100%
POLAND																											
Lubelskie									0	3						1							4			4
Podkarpackie									0	2													2			2
Podlaskie									0	1													1			1
Warminsko-Mazurskie		2	3						5	1	3												4			9
Wielkopolskie		1							1	4				1									5			6
TOTAL	0	3	3	0	0	0	0	0	6	11	3	0	0	1	0	1	0	0	0	0	0	0	16	0	0	22
PER CENT	0,0%	13,6%	13,6%	0,0%	0,0%	0,0%	0,0%	0,0%	27,3%	50,0%	13,6%	0,0%	0,0%	4,5%	0,0%	4,5%	0,0%	0,0%	0,0%	0,0%	0,0%	0,0%	72,7%	0,0%	0,0%	100%
GERMANY																											
Hamburg,Stadt									0														0	1		1
TOTAL	0	0	0	0	0	0	0	0	0	0	0	0	0	0	0	0	0	0	0	0	0	0	0	1	0	1
PER CENT	0,0%	0,0%	0,0%	0,0%	0,0%	0,0%	0,0%	0,0%	0,0%	0,0%	0,0%	0,0%	0,0%	0,0%	0,0%	0,0%	0,0%	0,0%	0,0%	0,0%	0,0%	0,0%	0,0%	100,0%	0,0%	100%

4.4 Summary of animals tested for rabies in Europe (total 2007)

ANIMAL TESTED						***01.01.07 -31.12.07***
Name	*Code*	Total	Bats	Wildlife	Domestic animals	Remarks
ALBANIA	ALB	61	26	30	5	
AUSTRIA	AUT	9297	45	9075	177	
BELARUS	BLR					no data
BELGIUM	BEL	602	23	196	383	rabies free
BOSNIA A HERCEGOVINA	BIH	13	0	3	10	
BULGARIA	BGR					no data
CROATIA	HRV	4384	0	3639	745	
CYPRUS	CYP					rabies free
CZECH REPUBLIC	CZH	9590	15	8601	974	rabies free
DENMARK	DNK	22	19	3	0	
ESTONIA	EST	369	0	187	182	
FINLAND	FIN	552	3	523	26	rabies free
FRANCE	FRA	1487	134	262	1091	rabies free
GERMANY	DEU	15946	89	15230	627	
GREECE	GRC					rabies free
HUNGARY	HUN	6427	4	5854	569	
ICELAND	ISL					rabies free
IRELAND	IRE					rabies free
ITALY	ITA	3335	9	2804	522	rabies free
LATVIA	LVA	731	0	443	288	
LITHUANIA	LTU	1717	1	1045	671	
LUXEMBOURG	LUX	34	0	30	4	rabies free
MACEDONIA	MKD					no data
MOLDOVA	MDA					no data
MONTENEGRO	MNE	13	0	13	0	
NETHERLANDS	NED	164	147	10	7	
NORWAY	NOR					rabies free
POLAND	POL	22706	58	21014	1634	
PORTUGAL	PRT					rabies free
ROMANIA	ROU					no data
RUSSIAN FEDERATION	RUS					no data
SERBIA	SRB	367	2	129	236	
SLOVAK REPUBLIC	SVK	4313	1	3836	476	
SLOVENIA	SVN	2075	0	1936	139	
SPAIN	ESP					no data
SWEDEN	SWE					rabies free
SWITZERLAND + LIEC.	CHE	81	16	42	23	rabies free
TURKEY	TUR	256	0	20	236	
UNITED KINGDOM	UNK	1260	1203	32	25	rabies free
UKRAINE	UKR	8690	0	8690	0	
TOTAL		94492	1795	83647	9050	

4.5 Trend tables

4.5.1 Comparison of the reporting quarter (IV/2007) with the previous quarter (III/2007)

NAME	Total			Wildlife			Domestic animals			Bats			Human		
	IV 2007 (no.)	III 2007 (no.)	Difference	IV 2007 (no.)	III 2007 (no.)	Difference	IV 2007 (no.)	III 2007 (no.)	Difference	IV 2007 (no.)	III 2007 (no.)	Difference	IV 2007 (no.)	III 2007 (no.)	Difference
Albania															
Austria															
Belarus	240	149	91	179	114	65	61	35	26						
Belgium															
Bosnia - Hercegovina	30	15	15	27	11	16	3	4	-1						
Bulgaria	3	9	-6	1	5	-4	2	4	-2						
Croatia	240	117	123	229	112	117	11	5	6						
Cyprus															
Czech Republic															
Denmark		1	-1								1	-1			
Estonia		2	-2		2	-2									
Finland															
France	3		3				1		1	2		2			
Germany	1	4	-3							1	4	-3			
Greece															
Hungary	1	2	-1		2	-2	1		1						
Iceland															
Ireland															
Italy															
Latvia	44	39	5	39	29	10	5	10	-5						
Lithuania	53	64	-11	41	33	8	12	31	-19						
Luxembourg															
Macedonia															
Malta															
Moldova*															
Montenegro	6	2	4	5	1	4	1	1							
Norway															
Poland	22	11	11	16	5	11	6	4	2		2	-2			
Portugal															
Romania	200	89	111	155	52	103	45	37	8						
Russian Federation	1871	757	1114	797	457	340	1069	299	770		1	-1	5		5
Serbia	39	23	16	36	20	16	3	3							
Slovak Republic															
Slovenia	2		2	2		2									
Spain	1	1								1	1				
Sweden															
Switzerland + Lichtenstein															
The Netherlands	1	4	-3							1	4	-3			
Turkey	84	59	25	5	3	2	79	56	23						
Ukraine	1461	562	899	645	286	359	816	275	541					1	-1
United Kingdom		1	-1								1	-1			
TOTAL	4302	1911	2391	2177	1132	1045	2115	764	1351	5	14	-9	5	1	4

Wildlife: excluding bats

IV/2007 (no.), III/2007 (no.): number of cases

Difference: no. of cases in IV/2007 minus cases in III/2007

* no data

4.5.2 Comparison of the reporting quarter (IV/2007) with the same quarter of the previous year (IV/2006)

NAME	Total			Wildlife			Domestic animals			Bats			Human		
	IV 2007 (no.)	IV 2006 (no.)	Difference	IV 2007 (no.)	IV 2006 (no.)	Difference	IV 2007 (no.)	IV 2006 (no.)	Difference	IV 2007 (no.)	IV 2006 (no.)	Difference	IV 2007 (no.)	IV 2006 (no.)	Difference
Albania		1	-1		1	-1									
Austria															
Belarus	240	267	-27	179	175	4	61	92	-31						
Belgium															
Bosnia - Hercegovina	30	8	22	27	8	19	3		3						
Bulgaria	3	2	1	1		1	2	2							
Croatia	240	160	80	229	145	84	11	15	-4						
Cyprus															
Czech Republic															
Denmark															
Estonia		4	-4		4	-4									
Finland															
France	3		3				1		1	2		2			
Germany	1	2	-1							1	2	-1			
Greece															
Hungary	1	2	-1		1	-1	1	1							
Iceland															
Ireland															
Italy															
Latvia	44	104	-60	39	74	-35	5	30	-25						
Lithuania	53	398	-345	41	302	-261	12	96	-84						
Luxembourg															
Macedonia															
Malta															
Moldova*															
Montenegro	6	8	-2	5	8	-3	1		1						
Norway															
Poland	22	18	4	16	11	5	6	7	-1						
Portugal															
Romania	200	105	95	155	79	76	45	26	19						
Russian Federation	1871	396	1475	797	149	648	1069	247	822				5		5
Serbia	39	40	-1	36	33	3	3	7	-4						
Slovak Republic															
Slovenia	2	2		2	2										
Spain	1		1							1		1			
Sweden															
Switzerland + Lichtenstein															
The Netherlands	1	2	-1							1	2	-1			
Turkey	84	41	43	5	3	2	79	38	41						
Ukraine	1461	722	739	645	334	311	816	388	428						
United Kingdom		1	-1								1	-1			
TOTAL	4302	2283	2019	2177	1329	848	2115	949	1166	5	5	0	5	0	5

Wildlife: excluding bats

IV/2007 (no.), IV/2006 (no.): number of cases
Difference: no. of cases in IV/2007 minus cases in IV/2006

* no data

4.5.3 Comparison of the reporting year (2007) with the previous year (2006)

NAME	Total				Wildlife				Domestic animals				EBLV			Human		
	No. 2007	No. 2006	Difference	in %	No. 2007	No. 2006	Difference	in %	No. 2007	No. 2006	Difference	in %	No. 2007	No. 2006	Difference	No. 2007	No. 2006	Difference
ALBANIA	0	9	-9	0,0		5	-5	0,0		4	-4							
AUSTRIA	0	1	-1			1	-1											
BELARUS	823	1499	-676	54,9	603	1136	-533	53,1	220	363	-143	60,6						
BELGIUM	0	0	0															
BOSNIA A HERCEGOV	62	68	-6	91,2	51	60	-9	85,0	11	8	3	137,5						
BULGARIA	40	10	30	400,0	27	4	23	675,0	13	6	7	216,7						
CROATIA	635	565	70	112,4	596	516	80	115,5	39	49	-10	79,6						
CYPRUS	0	0																
CZECH REPBUBLIC	0	0	0											0	0			
DENMARK	2	10	-8	20,0		0	0						2	10	-8			
ESTONIA	4	114	-110	3,5	2	101	-99	2,0	2	13	-11	15,4						
FINLAND	0	0																
FRANCE	4	3	1	133,3					1				3	3	0			
GERMANY	6	12	-6	50,0		3	-3	0,0					6	9	-3		0	0
GREECE	0	0																
HUNGARY	4	3	1	133,3	3	2	1	150,0	1	1	0	100,0						
ICELAND	0	0																
IRELAND	0	0																
ITALY	0	0																
LATVIA	203	472	-269	43,0	145	384	-239	37,8	58	88	-30	65,9						
LITHUANIA	432	2232	-1800	19,4	313	1883	-1570	16,6	119	349	-230	34,1						
LUXEMBOURG	0	0																
MACEDONIA	0																	
MOLDOVA*																		
MONTENEGRO	17	13	4		14	13	8		3									
NORWAY	0	0																
POLAND	70	82	-12	85,4	52	59	-7	88,1	15	19	-4	78,9	3	4				
PORTUGAL	0	0																
ROMANIA	378	293	85	129,0	269	219	50	122,8	108	74	34	145,9				1		
RUSSIAN FEDERATION	3471	1349	2122	257,3	1610	579	1031	278,1	1854	768	1086	241,4	1	0	1	6	2	4
SERBIA	160	192			143	179			17	13								
SLOVAK REPUBLIC	0	4	-4	0,0		4	-4	0,0										
SLOVENIA	3	2	1	150,0	3	2	1	150,0										
SPAIN	2	1	0	200,0						1	-1	0,0	2					
SWEDEN	0	0																
SWITZERLAND/LIECHTEN.	0	0																
THE NETHERLANDS	7	9	-2	77,8									7	9	-2			
TURKEY	307	210	97	146,2	20	20	0	100,0	287	190	97	151,1						
UKRAINE	2932	2020	912	145,1	1348	982	366	137,3	1581	1038	543	152,3	1	0	1	2		
UNITED KINGDOM	1	1	0	100,0									1	1	0		0	0
TOTAL	9563	9174	389	104,2	5199	6152	-953	84,5	4329	2984	1345	145,1	26	36	-10	9	2	7

Wildlife: excluding bats
No. 2007/ 2006: number of cases in 2007/2006
Difference: no. of cases in 2007 minus cases in 2006
in %: no. of cases in 2007 compared to 2006 in percent

* no data

5. LIST OF CONTRIBUTORS

ALB Albania
Ass. Prof. Dr. Dragush Mati
Ministry of Agriculture and Food
Directorate of Veterinary Service
Tirana /Albania
Tel. +355 4 222 539
Fax +355 4 222 539
e-mail vetdirector@albaniaonline.com

Prof. Dr. Kristaq Berxholi, Director
Institute of Veterinary Research „Bilal Golemi"
Tirana /Albania
Tel. +355 4 372 912
Fax +355 4 372 912
e-mail instvet@icc.al.eu.org

AUT Austria
Mag. Ulrich Herzog, CVO
Bundesministerium für Gesundheit und Frauen
Bereich IV/B (Verbraucher-Gesundheit)
Radetzkystraße 2
A-1030 Wien
Tel. +43-1-7 11 00-4824
Fax +43-1-7 10 41 51
e-mail: ulrich.herzog@bmgf.gv.at

BLR Belarus
Dr. A.M. Axenov
Head of the Central Board of Veterinary Medicine
Ministry of Agriculture and Food
Kirova 15
Minsk /Belarus
Tel.: +375-17-227 6623
Fax +375-17-227 42 96/ +375-17-227 57 54
e-mail vetinsp@mshp.minsk.by

BEL Belgium
Dr. L. Lengelé, CVO
SPF Santé publique, Sécurité de la Chaîne alimentaire et Environnement
Place Victor Horta, 40 – b. 10 – 1060 Brussels, Belgium
Tel +32-2-524 73 00
Fax +32-2-524 73 49

Dr. Renaud Poizat
AFSCA – Agence féderalé pour la Sécurité de la Chaîne alimentaire
Direction Géneralé de la Politique de Contrôle
WTC III, boulevard Simon Bolivar, 30, bureau 19/50
B-1000 Bruxelles/Belgique
Tel. +32-2-208 38 52
Fax +32-2-208 36 12

Responsible expert:
Dr. Ingrid Le Roux
Dr. Steven Van Gucht
Rabies Unit / Department Pasteur Institute – Scientific Institute of Public Health
Engelandstraat 642 – 1180 Brussels, Belgium
Tel. +32-2-373 31 62
Fax +32-2-373 31 49

BIH Bosnia and Herzegovina
Dr. Ramiz Velic
Department of Infectious Diseases
Veterinary Faculty Sarajevo
Zmaja od Bosne 90
Sarajevo 71000 /Bosnia and Herzegovina
Tel. +387-61-160 361
e-mail vetzar@bih.net.ba

Dr. Sc. Drago N. Nedic
Ministry Agriculture, Forestry and Water Management of Republika Srpska
Milosa Obilica 51
76300 Bijeljina, Republika Srpska
Bosnia and Herzegovina
Tel. +387-55-401 812, 211 506, 403 508
Fax +387-55-403 508, 472 353
e-mail nedicd@rstel.net nedicd@vetservice.org
Internet www.vetservice.org

BUL Bulgaria
Prof. Rumen Valtchovski
Head of Dept. of Virology and Virological Diseases
National Veterinary Research Institute
Tel. +359 9523903
email rvaltchovski@abv.bg

HVR Croatia
Dr. Ljerka Zeba
Veterinary Administration
Ministry of Agriculture and Forestry
Vukovarska 78
10000 Zagreb, Republic of Croatia
Tel. +385 1 6106207
Fax +385 1 6109207
email ljerka.zeba@mps.hr

CYP Cyprus
Dr. P. Economides, CVO
Director of Veterinary Services
Ministry of Agriculture, Natural Resources and Environment - Veterinary Services -
1417 Nicosia /Cyprus
Tel. +357-2-80 52 0
Fax +357-2-33 28 03
e-mail vet.services@cytanet.com.cy

CZH Czech Republic
MVDr. Josef Vitásek
State Veterinary Administration CR
Slezská 7
CZ – 120 00 Praha 2 / Czech Republic
Tel.: +420 – 227 010 144
Fax : +420 – 227 010 195
e-mail: j.vitasek@svscr.cz

Responsible expert:
Responsible expert for CZH
MVDr. Ivan Nágl
National Reference Laboratory for Rabies
State Veterinary Institute Prague
Sídlištní 136/24
CZ -165 03 Praha 6 – Lysolaje
Tel. +420 251 031 281
Fax +420 220 920 655
i.nagl@svupraha.cz

DNK Denmark
Dr. Preben Willeberg, CVO
Pia Vestergaard,Veterinary Officer
Devision of animal health
Danish Veterinary and Food Administration
Tel..: +45 33 95 65 96
E-mail: pv@fvst.dk

EST Estonia
Dr. Matti Nautras, CVO
Head of Animal Health Department
Veterinary and Food Broad of Estonia
Väike-Paala-Street 3
11415 Tallinn /Estonia
Tel. +372-605 1732
Fax +372-638 0210
e-mail nautras@vet.agri.ee

Responsible expert:
Dr. Külli Must
Head of Department
Veterinary and Food Laboratory
Kreutzwaldi 30
51006 Tartu /Estonia
Tel. +372-742 1246
Fax +372-742 1730
e-mail kylli@vetlab.ee

FIN Finland
Dr. Matti Aho, CVO
Dr. Tiia Tuupanen
Ministry of Agriculture and Forestry
Department of Food and Health, Animal Health
PO BOX 30
FIN-00023 Government
Finland
Tel. +358-9-16001, +358-9-1605 2787
Fax +358-9-1605 4777, +358-9-1605 3338
e-mail cvo-finland@mmm.fi
tiia.tuupanen@mmm.fi
Internet www.mmm.fi

FRA France
Dr. Florence Cliquet
Agence Francaise de Securite Sanitaire des
Aliments (afssa) - Site de Nancy
Domaine de Pixérécourt
Boite Postale 9
F-54220 Malzéville /Republique Francaise
Tel. +33-3-83.29.89.50
Fax +33-3-83.29.89.59
e-mail f.cliquet@nancy.afssa.fr
Internet www.afssa.fr

DEU Germany
Prof. Dr. Werner Zwingmann, CVO
Fed. Ministry of Food, Agriculture and Consumer
Protection
PF 14 02 70, D-53103 Bonn, Germany
Tel. +49 228 529 41 57
Fax +49 228 529 35 53
e-mail: poststelle@bmelv.bund.de

Responsible experts:
Dr. Thomas Müller
Conrad Freuling
Friedrich-Loeffler-Institute
Federal Research Institute for Animal Health
WHO Collaborating Centre for Rabies Surveillance
and Research, Wusterhausen, Seestr. 55
D-16868 Wusterhausen/Germany
Tel. +49-33979-80 0
Fax +49-33979-80 200 and 222
e-mail who-rabies@fli.bund.de
Internet www.fli.bund.de

GRC Greece
Dr. B. Stylas
Ministry of Agriculture

HUN Hungary
Dr. Tibor Balint
Dr. Zsolt Földi
Ministry of Agriculture and Regional Development
Animal Health and Food Control Department
H-1860 Budapest 55. Pf. 1
Tel. +36-1 3014329 and 332 7986
Fax +36-1 301 4669
e-mail foldiz@oai.hu

ISL Iceland
Dr. Halldor Runolfsson
Chief Veterinary Officer
Ministry of Agriculture, Veterinary Services
Solvholsgata 7
150 Reykjavik /Iceland
Tel. +354-560 9750
Fax +354-552 1160
e-mail halldor.runolfsson@lan.stjr.is

IRE Ireland
Dr. J. Melville
Superintending Veterinary Inspector
Department of Agriculture, Food and Forestry
Agriculture House
Dublin 2/Irland
Tel. +353-1-607 2981
Fax +353-1-661 2440

Responsible expert:
Dr Patrick Lenihan
Senior Superintending Research Officer
Virology Division
Central Veterinary Research Laboratory
Abbotstown, Blanchardstown
Dublin 15

ITA Italy
Dr. Franco Mutinelli
Istituto Zooprofilattico
Sperimentale delle Venezie
Viale dell'Università, 10
I-35020 Legnaro (PD) /Italy
Tel. +39-049-80 84 259
Fax +39-049-80 84 258
e-mail fmutinelli@izsvenezie.it

LVA Latvia
Dr. V. Veldre
Dr. E. Jegers
Food and Veterinary Service
Animal Health Division
Republikas laukums 2
Riga, LV-1010, Latvija
Tel. +371 709 52 30
Fax +371 732 27 27

e-mail vvd@vvd.vita.gov.lv

LTU Lithuania
Dr. K. Lukauskas
Dr. A. Dranseika
State Veterinary Service

LUX Luxembourg
Dr. Arthur Besch, CVO
Inspection Vétérinaire
Grand-Duché de Luxembourg
Administration des Services vétérinaires
93, rue d'Anvers
Boîte postale 1403
L-1014 Luxembourg
Tel. +352-478 2539
Fax +352-407 545
e-mail Arthur.Besch@asv.etat.lu

MKD Macedonia
Sloboden Cokrevski, DVM
Ministry of Agriculture, Forestry and Water Economy
Veterinary Directorate
Republic of Macedonia
Leninova 2
1000 Skopje/Macedonia
Tel. + 389 2 3210468
Fax + 389 2 3210315
e-mail scokrevski@veterina.gov.mk

Responsible expert:
Prof. Dr. Misho Hristovski
Veterinary institute Skopje
Department of Biology and Pathology of Fish, Bees and Wild Animals
Lazar Pop Trajkov 5-7
1000 Skopje/Macedonia
Tel +389 2 3115125
Fax +389 2 3114619
e-mail hristovskim@hotmail.com

MNE Montenegro
Dr. Mevlida Hrapovic
Republic of Montenegro
Email mevlida.hrapovic@mn.yu

MDA Moldova
Dr. V. Bahau, Dr. A. Ganea
Dr. V. Kilary
Ministry of Agriculture

NED Netherlands
Dr. F.H. Pluimers
Ministry of Agriculture, Nature Environment and Fisheries
Bezuidenhoutseweg 73 - P.O. Box 20401
NL-2500 EK's-Gravenhage /Netherlands

Dr. Monique Aalten
Inspectorate for Health Protection, Commodities and Veterinary Public Health
Regional Inspectorate East
De Stoven 22
NL-7206 AX Zutphen /Netherlands
Tel. +31-575-58 8 100
Fax +31-575-588 8 200
e-mail Monique.Aalten@kvw.nl

Responsible expert:
Dr. R.A.A. van Oosterom
Inspectorate for Health Protection
Commodities and Veterinary Public Health
P.O. Box 16108
NL-2500 BC The Hague /Netherlands

NOR Norway
Dr. Keren Bar-Yaacov, CVO
Norwegian Food Safety Authority, Head Office
P.O. Box 383
N-2381 Brumunddal, Norway
Tel. +47 23 21 68 00
Fax +47 23 21 68 01
e-mail postmottak@mattilsynet.no

POL Poland
Krzysztof Jazdzewski, DVM
Acting Chief Veterinary Officer
General Veterinary Inspectorate
Veterinary Inspection
30, Wspolna Str,
00-930 Warsaw / Poland
Tel.: +48.22.623.20.88-89 or 628.85.11
Fax: +48.22.623.14.08
e-mail: wet@wetgiw.gov.pl

Responsible experts:
Prof. Jan. F. Zmudzinski
National Veterinary Research Institute
Department of Virology
National Reference Laboratory for Rabies
Al. Partyzantow 57
24 -100 Pulawy / Poland
Tel.: +48.81.886.30.51
Fax: +48.81.886.25.95
e-mail: jfzmudzi@piwet.pulawy.pl

Magdalena Zietara, DVM
Animal Health and Welfare Office
General Veterinary Inspectorate
Veterinary Inspection
30, Wspolna Str,
00-930 Warsaw / Poland
Tel.: +48.22.623.22.64
Fax: +48.22.623.14.08
e-mail: magdalena.zietara@wetgiw.gov.pl

PRT Portugal
Dr.C.A.M.de Andrade
Fontes
Direccao-Geral da Pecuaria

ROU Romania
Prof. Gabriel Predoi, CVO
General Director of the Sanitary Veterinary General Direction, National Sanitary Veterinary and Food Safety Authority
Bd. Carol I, nr. 24, sector 3
Bucuresti, cod 70.033 /Romania
Tel. +40-21-3157875
Fax +40-21-3124967
e-mail predoi@ansv.ro

RUS Russian Federation (European part)

Prof. V.A.Vedernikov
Dr. I.V.Baldina
The Kovalenko All-Russian
Inst.of Exper. Veterinary Medicine
109455, Moscow, Ryazansky prosp., 24
e-mail epizootviev@mail.ru
Tel. (495) 377-9483
Fax (495) 970-0369

Dr. N.A.Yaremenko
Dr. S.A.Kolomytzev
Departament of veterinary and livestock Ministry of Agriculture
107139, Moscow, Orlikov per., 1/11
e-mail n.yaremenko@vet.mcx.ru
Tel./fax (495) 975-5423

Responsible expert:
Dr Artem Metlin
Federal Centre for Animal Health, 600901, Vladimir,Russia.
Fax +74 922260753
e-mail artem.metlin@inbox.ru

SRB Serbia
Mr. Budimir Plavsic, DVM
Ministry of Agriculture
Head of the Animal Health Department
e-mail b.plavsic@minpolj.sr.gov.yu

Dr. Jelena Desnica (Director)
Dr. Nenad Vranjes (Head of Rabies Unit, Epidemiology, Rabies prevention)
Dr. Srdan Stankov (Rabies diagnostics)
Pasteur Institute Novi Sad
Hajduk Veljkova 1 / P.O. Box 208
21000 Novi Sad / Serbia
Tel.: +381 21 6611 003, 420 528
Fax: +381 21 6611 003, 420 528
Email: paster-ns@neobee.net

SVK Slovak Republic
Prof. Josef Bires, CVO
Roman Matejcik, DVM
State Veterinary Administration of the Slovak Republic
Botanická No 17
842 13 Bratislava /Slovak Republic
Tel. +421-2-60 257 227
Fax +421-2-65 411 159
e-mail welfare@svssr.sk

Responsible expert:
Miroslav Mojziš, DVM
Štátny veterinárny ústav Zvolen
Pod Dráhami No. 918
960 86 Zvolen /Slovak Republic

SVN Slovenia
Aleš Brecelj, MSc, DVM
Ministry of Agriculture, Forestry and Food
Veterinary Administration of the Republic of Slovenia
Parmova 53, 1000 Ljubljana / SLOVENIA
Tel. +386-1-300 13 00
Fax +386-1-300 13 56
e-mail ales.brecelj@gov.si
Internet www.sigov.si/vurs

Responsible expert:
Peter Hostnik, PhD, DVM
National Veterinary Institute, Unit for the diagnostic of contagious and other diseases, Laboratory of Virology
Gerbičeva 60
1000 Ljubljana / SLOVENIA
Tel. +386-1-477 91 00
Fax +386-1-477 93 52
e-mail peter.hostnik@vf.uni-lj.si

ESP Spain
Ilmo. Sr. D. Pedro Angel García González
Subdirector General de Sanidad Exterior
Tel. +34-91-596 20 38
Fax +34-91-596 20 47
e-mail pgarciag@msc.es

Sr. D. Carlos Abellán García
Jefe de Servicio de Veterinaria Oficial
Tel. +34-91-596 19 34
Fax +34-91-596 20 47
e-mail cabellan@msc.es

Ministerio de Sanidad y Consumo
Dirección General de Salud Pública
Subdirección General de Sanidad Exterior
C/Paseo del Prado, 18-20
E-28071 Madrid

Responsible expert - Diagnóstico:
Sr. D. Juan E. Echevarría Mayo
Servicio de Microbiología Diagnóstica
Centro Nacional de Microbiología
Instituto de Salud Carlos III
Ministerio de Sanidad y Consumo
Ctra. Majadahonda-Pozuelo s/n
28220 Majadahonda, Madrid
Tel. +34-91-509 79 01
Fax. +34-91-509 79 66
e-mail jeecheva@isciii.es

Epidemiología:
Sra. Dª Luisa Pilar Sánchez Serrano
Centro Nacional de Epidemiología
Instituto de Salud Carlos III
Ministerio de Sanidad y Consumo
C/ Sinesio Delgado, 6
E-28029 Madrid
Tel. +34-91-387 78 02
Fax +34-91-387 78 16
e-mail lsanchez@isciii.es

Dr. Ignacio Sanchez Esteban
Subdirector General de Sanidad Veterinaria
MAPA
Ministerio de Agricultura, Pesca y Alimentacion
Madrid /Spain
Tel. +34-91-347 82 95
Fax +34-91-347 82 99
e-mail isanchez@mapya.es
Internet www.mapya.es

Responsible expert:
D. Fulgencio Garrido Abellan
Tel. +34-958-44 03 75
Fax +34-958-44 12 00
e-mail fgarrido@moebius.es
Dña. Teresa Rodríguez-Trenchs
Tel. +34-91-347 83 46
Fax +34-91-347 82 99
e-mail trodrigu@mapya.es

SWE Sweden
Dr. Leif Denneberg
National Board of Agriculture
Department for Animal Production and Health
SE-551 82 Jönköping /Sweden
Tel. +46-36-15 50 00
Fax +46-36-30 81 82
e-mail leif.denneberg@sjv.se

Responsible expert:
Professor Anders Engvall
National Veterinary Institute
SE-751 89 Uppsala
Tel. +46-18-67 40 00
Fax +46-18-67 44 45
e-mail anders.engvall@sva.se

CHE Switzerland
PD Reto Zanoni
Dr. Urs Breitenmoser
University of Bern - Swiss Rabies Centre
Institute of Veterinary Virology
Länggass Str. 122
CH-3012 Bern /Switzerland
Tel. +41-31-631 23 78
Fax +41-31-631 25 34
e-mail zanoni@ivv.unibe.ch
e-mail breitenmoser@ivv.unibe.ch
Internet www.cx.unibe.ch/ivv

TUR Turkey
Dr. Musa Arik
Head of Animal Health Department
Ministry of Agriculture and Rural Affairs
General Directorate of Protection and Control
Esat cad. No. 3
06100 Bakanliklar, Ankara /Turkey
Tel. +90-312-41 82 436
Fax +90-312-41 78 209
e-mail musaa@kkgm.gov.tr

Responsible expert:
Dr. Orhan Aylan, Chief of Rabies Laboratory
Etlik Central Veterinary Control and Research Institute
06020 Etlik, Ankara /Turkey
Tel. +90-312-32 60 090 / 154
Fax +90-312-32 11 755

UKR Ukraine
Dr. P. Verbytskiy
Ministry of Agrarian Policy
State Department of Veterinary Medicine
Khreshchatik 24
01001 Kiev /Ukraine
Tel. +380-44-229 12 70
Fax +380-44-229 85 45
e-mail uzpr@minapk.kiev.ua

Dr. Liudmyla Grishok
Institute of Veterinary Medicine
Head of Laboratory for Rabies
Donetskaja Street 30
Kiev-151 /Ukraine
Tel. +380-44-243 72 38
Fax +380-44-242-69-81
e-mail ivm-kiev@akcecc.kiev.ua

Dr. Zoya Trotsenko
Head of Virology Department
Central State Laboratory of Veterinary Medicine
Donetskaya Street 30
Kiev-151, Ukraine
Tel/Fax +380-44-243 37 55
e-mail biotech@astral.kiev.ua

UNK United Kingdom
Dr. J.M. Scudamore, CVO
Dr. F. Landeg
Dr. Anna Guitton
Department for Environment, Food and Rural Affairs
Room 205a, 1A Page Street
London, SW1P 4PQ
Tel. +44-20-7904 6069
Fax +44-20-7904 6913
e-mail fred.Landeg@defra.gsi.gov.uk

Responsible expert:
Dr. Anthony R. Fooks
Rabies Research and Diagnostic Group, WHO Collaborating Centre, Department of Virology, Veterinary Laboratories Agency (Weybridge), New Haw, Addlestone, Surrey, KT15 3NB, UK
Tel: +44 1932-357840
Fax +44 1932-357239
e-mail t.fooks@vla.defra.gsi.gov.uk

Please inform the editor about changes of contact details!

Oral Immunisation of Foxes (OIF) Programmes (total area covered in 2007)

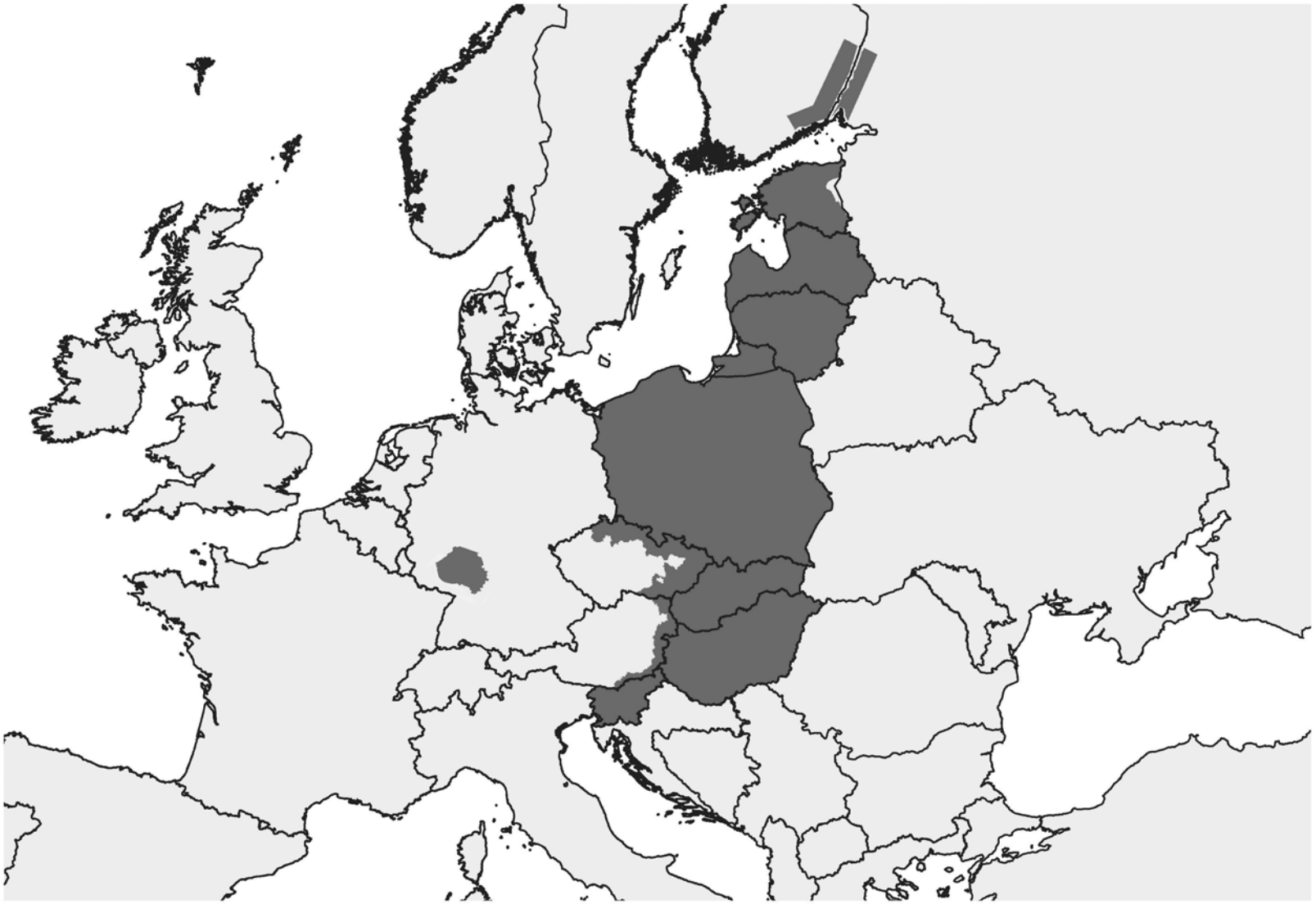

© WHO CC, FLI Wusterhausen, administrative boundaries © GfK GeoMarketing GmbH

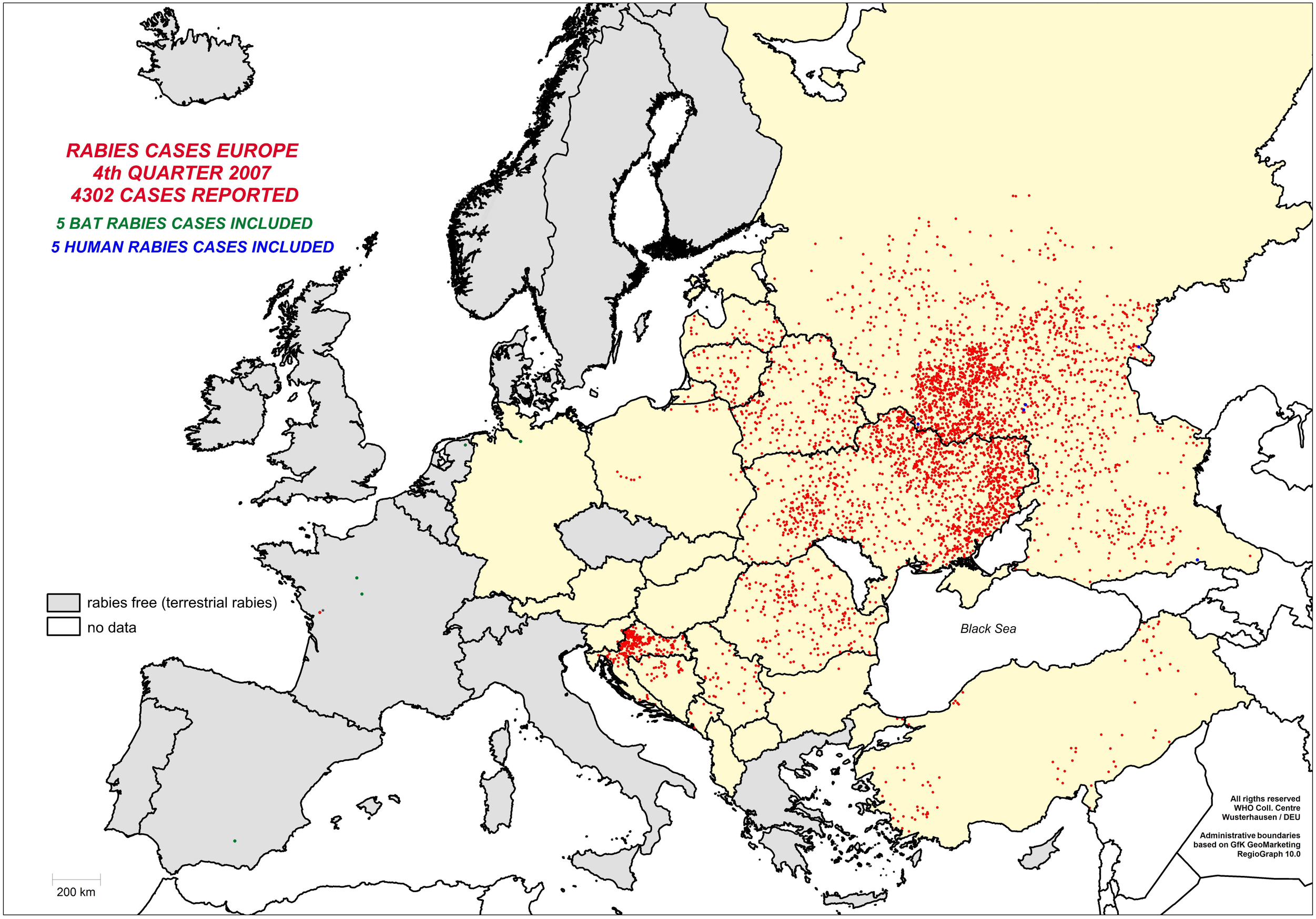

*EBLV-1 spill-over case